



**PUSH BUTTON & SELECTOR OPERATED
PNEUMATIC VALVES, 22MM**



**BUY PARTS & ASSEMBLE YOURSELF
HEAD + FIXING COLLAR + PNEUMATIC VALVE**

OPERATING HEADS

DESCRIPTION	COLOR	PART NUMBER
MUSHROOM HEAD PUSH BUTTON, SPRING RETURN, Φ 40MM	BLACK	RB2-BC2
	GREEN	RB2-BC3
	RED	RB2-BC4
	YELLOW	RB2-BC5
	BLUE	RB2-BC6
MUSHROOM HEAD PUSH BUTTON, PUSH TO STAY, TURN TO RELEASE	RED, Φ 30MM	RB2-BS44
	RED, Φ 40MM	RB2-BS54
	RED, Φ 60MM	RB2-BS64
MUSHROOM HEAD PUSH BUTTON, PUSH TO STAY, PULL TO RELEASE (DETENTED)	RED, Φ 40MM	RB2-BT4
MUSHROOM HEAD PUSH BUTTON, KEY RELEASE, Φ 40MM	RED	RB2-BS14
PROJECTING PUSH BUTTON, SPRING RETURN	WHITE	RB2-BL1
	BLACK	RB2-BL2
	GREEN	RB2-BL3
	RED	RB2-BL4
	YELLOW	RB2-BL5
	BLUE	RB2-BL6
FLUSH PUSH BUTTON, SPRING RETURN	WHITE	RB2-BA1
	BLACK	RB2-BA2
	GREEN	RB2-BA3
	RED	RB2-BA4
	YELLOW	RB2-BA5
	BLUE	RB2-BA6



**RB2-BS14
KEY RELEASE**



RB2-BA5



RB2-BC6



RB2-BL4

SELECTOR SWITCHES



**RB2-BD3
STANDARD**



**RB2-BJR2
LONG HANDLE**

DESCRIPTION	TYPE	HANDLE	PART NUMBER
TWO POSITION SELECTOR SWITCH	STAY PUT	STANDARD HANDLE	RB2-BD2
		LONG HANDLE	RB2-BJ2
	SPRING RETURN	STANDARD HANDLE	RB2-BDR2
		LONG HANDLE	RB2-BJR2
THREE POSITION SELECTOR SWITCH (MUST HAVE TWO VALVES ON FIXING COLLAR)	STAY PUT	STANDARD HANDLE	RB2-BD3
		LONG HANDLE	RB2-BJ3
	SPRING RETURN TO CENTER	STANDARD HANDLE	RB2-BDR3
		LONG HANDLE	RB2-BJR3
	1 SPRING RETURN RIGHT TO CENTER	STANDARD HANDLE	RB2-BD8
		LONG HANDLE	RB2-BJ8
	1 SPRING RETURN LEFT TO CENTER	STANDARD HANDLE	RB2-BD7
		LONG HANDLE	RB2-BJ7

FIXING COLLAR



CONTACT	PART NO.
FIXING COLLAR	RB2-B

SELECTOR SWITCHES

DESCRIPTION	TYPE	POSITION	PART #
2 POSITION KEY SWITCH	STAY PUT	LH	RB2-BG2
		RH POSITION	RB2-BG02
		ALL POSITIONS	RB2-BG4
3 POSITION KEY SWITCH (MUST HAVE 2 VALVES ON FIXING COLLAR)	STAY PUT	LH	RB2-BG6
		CENTER	RB2-BG3
		RH	RM2-BG09
		LH & RH	RB2-BG5
	ALL POSITIONS	RB2-BG0	
BOTH SIDE SPRING RETURN	CENTER	CENTER	RM2-BG7
		STAY PUT TO LEFT SPRING RETURN FROM RIGHT TO CENTER	RM2-BG8

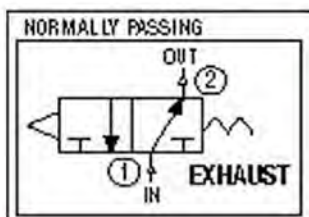
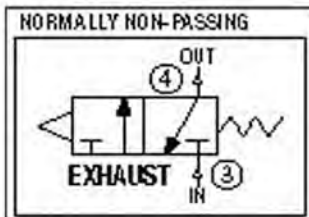


RB2-BG

PNEUMATIC CONTACT BLOCKS

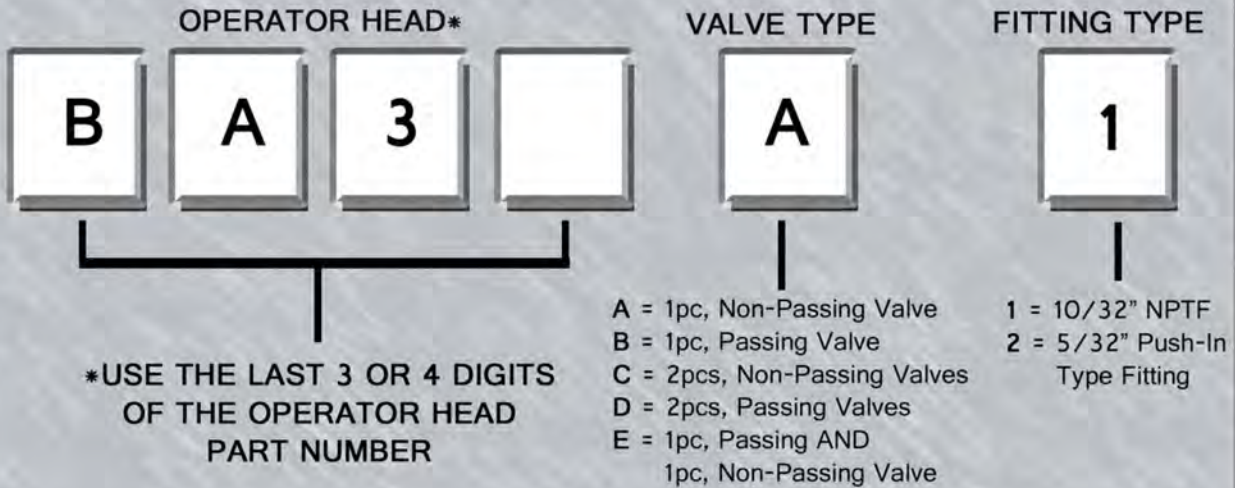
VALVE SPECIFICATIONS	
MEDIA	FILTERED, LUBRICATED OR FILTERED, DRY AIR
PRESSURE	125 PSI MAX
TEMP	110° F

CONTACT	TYPE	PART #
NON-PASSING	3-WAY, 10/32 NPTF THREAD	SH-1915
PASSING	3-WAY, 10/32 NPTF THREAD	SH-1925
NON-PASSING	3-WAY, 5/32 NPTF FITTING	SH-1911
PASSING	3-WAY, 5/32 NPTF FITTING	SH-1921



BUY FULLY ASSEMBLED!

ASSEMBLED VALVE SELECTION CHART



Example: Green Flush Operating Head + 1pc Non-Passing Valve + 10/32" NPTF = BA3-A-1

YOUR DISTRIBUTOR



13735 BETA ROAD

DALLAS TX 75244

Toll Free Tel. 800.233.8039

Toll Free Fax 800.442.2010

WWW.SHAMROCKCONTROLS.COM